



**District Report Card: 2017**


<b>State:</b> Tamil Nadu	<b>District:</b> Erode
<b>Class:</b> 5	<b>Subject:</b> Language
<b>Schools:</b> 61	<b>Students:</b> 936


**Participation/Coverage**


**Students**

<b>GENDER</b> 	Boys		Girls	
	Number	%	Number	%
	469	50.11	467	49.89

<b>AREA</b> 	Rural		Urban	
	Number	%	Number	%
	554	59.19	382	40.81

<b>CATEGORY</b> 	SC		ST		OBC		GEN	
	Number	%	Number	%	Number	%	Number	%
	293	31.30	16	1.71	619	66.13	8	0.85

<b>CWSN</b> 	LD	VI	HI	S&LD	ID	Oth
	2	2	0	2	5	3

<b>Management</b> 	Government		Government-aided	
	Number	%	Number	%
	743	79.38	193	20.62

**Average Performance of Students in Language (%)**

Overall	Gender		Area		Management		Social Group			
	Male	Female	Rural	Urban	Govt.	Aided	SC	ST	OBC	GEN
65.00	64.52	65.48	65.27	64.61	64.45	67.12	67.30	52.50	64.15	71.67

## Performance on Learning Outcomes (LOs)

Learning Outcomes	Description	Average Performance(%)
L504	Reads and comprehends independently storybooks, news items/ headlines, advertisements etc.	65.36
L508	Reads text with comprehension, locates details and sequence of events	64.82

Range of Performance of Students who Answered Correctly							
Below 30%		30% - 50%		50% - 75%		Above 75%	
Number	%	Number	%	Number	%	Number	%
83	8.87	166	17.74	346	36.97	341	36.43

### Lowest Performing Learning Outcomes (LOs)

- 1 - Reads text with comprehension, locates details and sequence of events (64.82)
- 2 - Reads and comprehends independently storybooks, news items/ headlines, advertisements etc. (65.36)